

High-Power LPDA Antenna

500 – 3000 MHz

Product Code: LPDA-A0078



SPECIFICATIONS:

Electrical:	
Frequency range	500 – 3000 MHz
VSWR	< 2.0:1
Nominal impedance	50 Ω
Connector	7/16 female
Feed power handling CW	500 – 1 GHz: 750 W CW, 1000 W peak 1 GHz – 3 GHz: 300 W CW 400 peak
Gain	> 7 dBi
E-plane 3 dB beamwidth	≥ 55°
H-plane 3 dB beamwidth	≥ 65°
Polarisation	Adjustable (V or H mounting)
Front-to-back ratio	≥ 15 dB
Earth connection	Earth connector allowing to connect a grounding cable
Mechanical:	
Dimensions (l x w x h)	< 720 mm x 80 mm x 470 mm
Material	Aluminium, stainless steel, fibreglass
Total mass	< 10 kg incl. mounting bracket
Mounting method	Bracket onto a mast
Packaging	Transportable bag or crate
MTBF	500,000 h
Environmental: designed to meet the following specifications	
Wind survival	160 km/h (ice ≤ 3 mm)
Water ingress	IP65, MIL-STD-810F, Meth. 506.4, Proc II
Temperature	-40 °C to +85 °C, According to Stanag 2895
Corrosion	Designed for MIL-STD-810F MIL-1250A

*See TRM for complete list of environmental specifications

PRODUCT FEATURES:

- Wideband frequency of 500 to 3000 MHz
- VSWR < 2.0:1
- High gain: > 7 dBi
- Rugged construction
- Ice resistant

PRODUCT APPLICATIONS:

- Wideband jamming

PRODUCT DESCRIPTION:

This directional log-periodic dipole array (LPDA) is primarily designed for high-power jamming applications. It covers a frequency band of 500 to 3000 MHz with a gain of 7 dBi.

The antenna is completely encapsulated in a radome. The antenna is provided with a mounting bracket.

High-Power LPDA Antenna

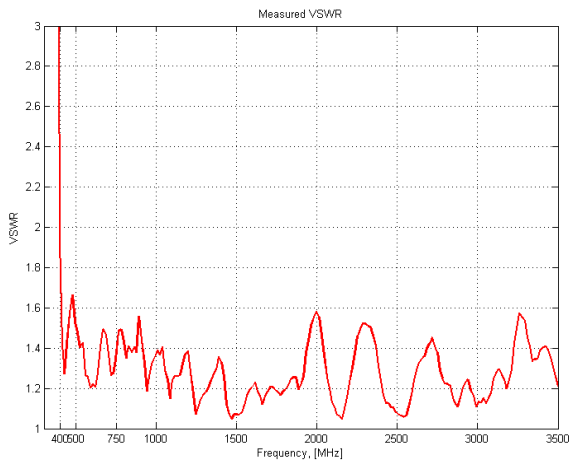
500 – 3000 MHz

Product Code: LPDA-A0078

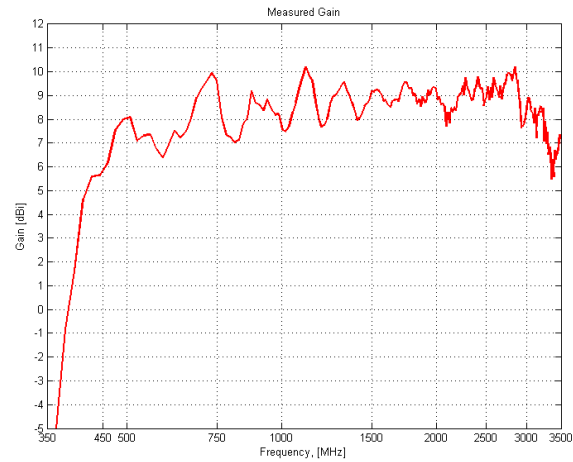
VERSION: 3.1

VSWR AND GAIN GRAPHS:

Typical VSWR:

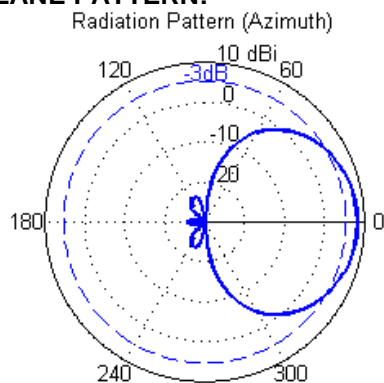


GAIN:

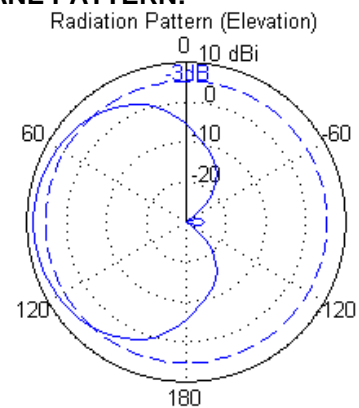


RADIATION PATTERNS:

E-PLANE PATTERN:



H-PLANE PATTERN:



FRONT / BACK RATIO:

